



Installation and Administration Guide is-phone for IBM Lotus Notes 8.0.1

Version 7.0.2

Note: Before using this information and the product it supports, read the information „Notices“ on page 3.



Contents

1. Introduction.....	6
2. Preparation.....	7
3. Installation.....	8
4. Upgrade information (Lotus Notes 8.0 - Lotus Notes 8.0.1).....	13



Notices

This information was developed for products and services offered worldwide. Consult your is-phone representative for information on the products and services currently available in your area. Any reference to iscoord product, program, or service is not intended to state or imply that only that iscoord product, program, or service may be used. Any functionally equivalent product, program, or service that does not infringe any intellectual property right may be used instead. However, it is the user's responsibility to evaluate and verify the operation of any iscoord product, program, or service. iscoord may have patents or pending patent applications covering subject matter described in this document. The furnishing of this document does not give you any license to these patents. You can send license inquiries, in writing, to: Iscoord, Director of Licensing, Beustweg 12, CH-8032 Zurich, Switzerland.

ISCOORD PROVIDES THIS PUBLICATION "AS IS" WITHOUT WARRANTY OF ANY KIND, EITHER EXPRESS OR IMPLIED, INCLUDING, BUT NOT LIMITED TO, THE IMPLIED WARRANTIES OF NON-INFRINGEMENT, MERCHANTABILITY OR FITNESS FOR A PARTICULAR PURPOSE. Some states do not allow disclaimer of express or implied warranties in certain transactions, therefore, this statement may not apply to you. This information could include technical inaccuracies or typographical errors. Changes are periodically made to the information herein; these changes will be incorporated in new editions of the publication. iscoord may make improvements and/or changes in the product(s) and/or the program(s) described in this publication at any time without notice. Any references in this information to non-iscoord Web sites are provided for convenience only and do not in any manner serve as an endorsement of those Web sites. The materials at those Web sites are not part of the materials for this product and use of those Web sites is at your own risk. iscoord may use or distribute any of the information you supply in any way it believes appropriate without incurring any obligation to you. Information concerning non-iscoord products was obtained from the suppliers of those products, their published announcements or other publicly available sources. iscoord has not tested those products and cannot confirm the accuracy of performance, compatibility or any other claims related to non-iscoord products. Questions on the capabilities of non-iscoord products should be addressed to the suppliers of those products. This information contains examples of data and reports used in daily business operations. To illustrate them as completely as possible, the examples include the names of individuals, companies, brands, and products. All of these names are fictitious and any similarity to the names and addresses used by an actual business enterprise is entirely coincidental.



Trademarks

is-phone modules are registered trademarks or service marks.

IBM and IBM Lotus Notes are trademarks of the International Business Machines Corporation in the United States, other countries, or both.

Microsoft, Windows, Windows NT, and the Windows logo are trademarks of Microsoft Corporation in the United States, other countries, or both.

UNIX is a registered trademark of The Open Group in the United States and other countries.

Other company, product, and service names may be trademarks or service marks of others.



Terms of use

Permissions for the use of publications is granted subject to the following terms and conditions.

Personal Use: You may reproduce these publications for your personal, non commercial use provided that all proprietary notices are preserved. You may not distribute, display or make derivative work of these publications, or any portion thereof, without the express consent of iscoord.

Commercial Use: You may reproduce, distribute and display these publications solely within your enterprise provided that all proprietary notices are preserved. You may not make derivative works of these publications, or reproduce, distribute or display these publications or any portion thereof outside your enterprise, without the express consent of iscoord.

Except as expressly granted in this permission, no other permissions, licenses or rights are granted, either express or implied, to the publications or any information, data, software or other intellectual property contained therein.

iscoord reserves the right to withdraw the permissions granted herein whenever, in its discretion, the use of the publications is detrimental to its interest or, as determined by iscoord, the above instructions are not being properly followed.

You may not download, export or re-export this information except in full compliance with all applicable laws and regulations, including all United States export laws and regulations.

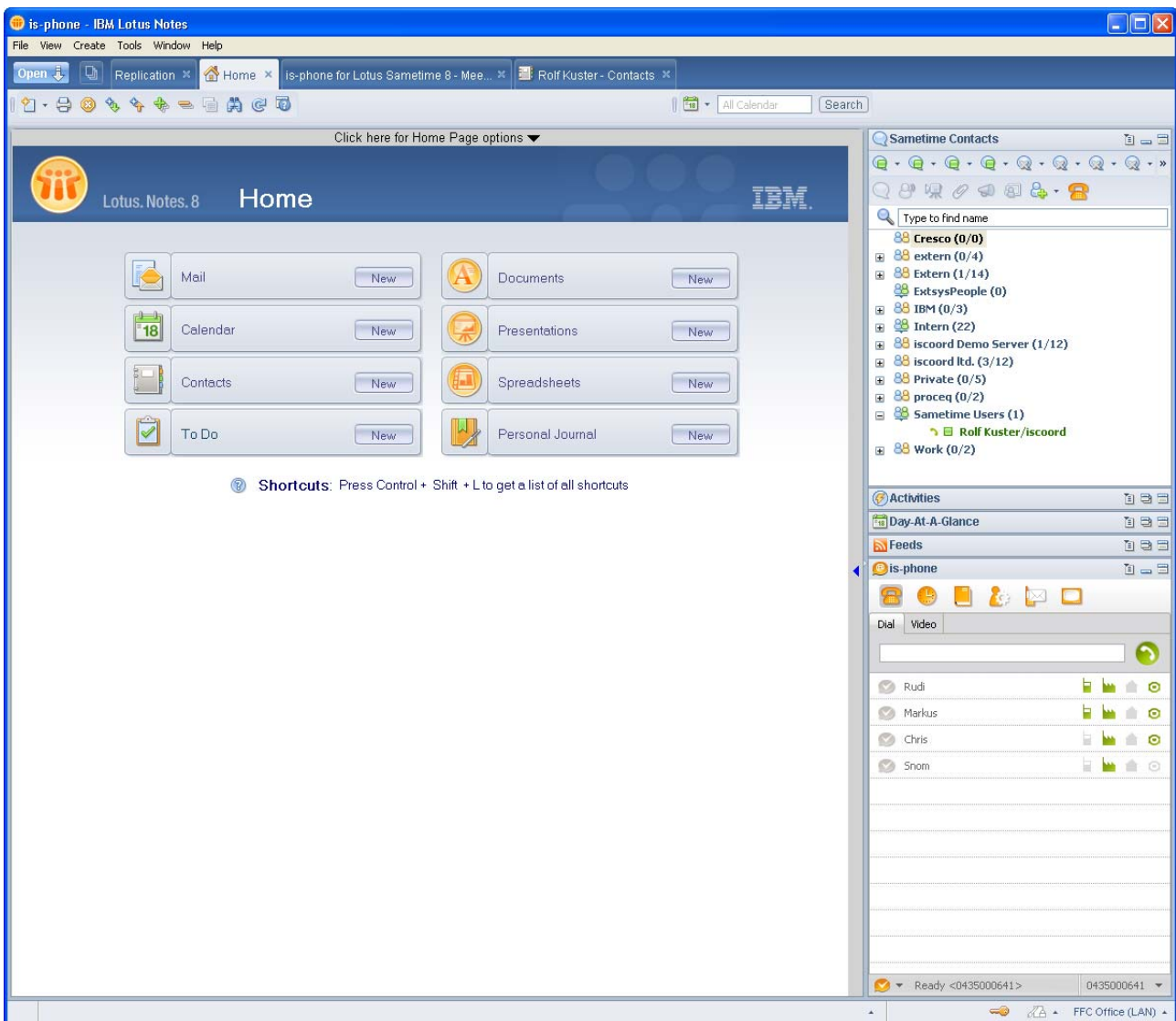
ISCOORD MAKES NO GUARANTEE ABOUT THE CONTENT OF THESE PUBLICATIONS. THE PUBLICATIONS ARE PROVIDED "AS-IS" AND WITHOUT WARRANTY OF ANY KIND, EITHER EXPRESSED OR IMPLIED, INCLUDING BUT NOT LIMITED TO IMPLIED WARRANTIES OF MERCHANTABILITY AND FITNESS FOR A PARTICULAR PURPOSE.



1. Introduction

This operating guide gives a very detailed description of the functions and settings of the telephone and the possibilities it offers. You can read the brief description instead if all you need is a quick overview of the most important options. You will have no trouble operating the telephone if you are already familiar with Lotus Notes. In addition, you can press the *F1* key at any time to call the help function and receive detailed, context-sensitive information on using the individual functions.

Depending on the specific software release employed for IBM Lotus Notes and the telephone, the illustrations in this operating guide may be slightly different from how they appear on the screen, but the functions will be the same.



You will soon discover that the telephone works very similarly to IBM Lotus Notes, because IBM Lotus Notes can now be used for phone calls, too!



2. Preparation

IMPORTANT NOTE: You need to change the plugin_customization.ini file of your Lotus Notes 8.x installation before you start the sidebar plugin installation.

ATTENTION: If you are in a Notes/Domino 8 Infrastructure, and your client gets desktop settings via Policies from a Domino 8 Server, watchout for this desktop setting:

Desktop settings -- Basics -- Provisioning -- Allow User initiated updates

This setting need to be set to true - otherwies you're not allowed to install the plugin.

Quit Lotus Notes 8.x client

Open the file plugin_customization.ini with notepad (or another texteditor).

Normally, this file is located in

C:\Program Files\IBM\Lotus\Notes8\framework\rcp

```
plugin_customization.ini - Notepad
File Edit Format View Help
com.ibm.rcp.provisioning/startupForegroundColor=000000
com.ibm.rcp.provisioning/startupProgressRect=18,18,400,20
com.ibm.rcp.provisioning/startupMessageRect=20,43,400,20
com.ibm.rcp.security.update/VERIFICATION_LISTENER=com.ibm.rcp.security.upda
com.ibm.rcp.security.update/EXPIRED_SIGNATURE_POLICY=PROMPT
com.ibm.rcp.security.update/UNSIGNED_PLUGIN_POLICY=PROMPT
com.ibm.rcp.security.update/UNTRUSTED_SIGNATURE_POLICY=PROMPT
org.eclipse.help.base/help_home=/org.eclipse.help.base/doc/rcp_help_home.ht
com.ibm.rcp.portal.app/CAEInstalled=true
```

Add following line at the end of the plugin_customization.ini

com.ibm.notes.branding/enable.update.ui=true

Save the File.

```
plugin_customization.ini - Notepad
File Edit Format View Help
com.ibm.rcp.provisioning/startupForegroundColor=000000
com.ibm.rcp.provisioning/startupProgressRect=18,18,400,20
com.ibm.rcp.provisioning/startupMessageRect=20,43,400,20
com.ibm.rcp.security.update/VERIFICATION_LISTENER=com.ibm.rcp.security.upda
com.ibm.rcp.security.update/EXPIRED_SIGNATURE_POLICY=PROMPT
com.ibm.rcp.security.update/UNSIGNED_PLUGIN_POLICY=PROMPT
com.ibm.rcp.security.update/UNTRUSTED_SIGNATURE_POLICY=PROMPT
org.eclipse.help.base/help_home=/org.eclipse.help.base/doc/rcp_help_home.ht
com.ibm.rcp.portal.app/CAEInstalled=true
com.ibm.notes.branding/enable.update.ui=true
```



3. Installation

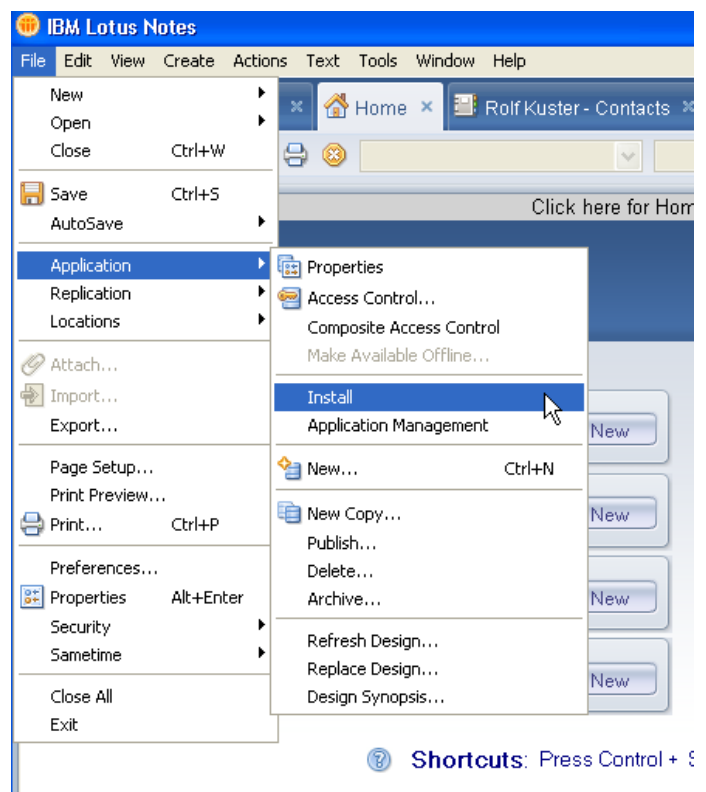
To install the is-phone plug-in for IBM Lotus Notes, you need local administrator rights. The is-phone plugin can be installed via the Notes plugin installation function.

Download the package from <http://update.is-phone.com/st8plugin/com.iscoord.isphone.update.zip>. Unpack the ZIP File on your local harddisk. The password is provided in your download registration confirmation mail.

Start your Notes client

go to *File - Application - Install*

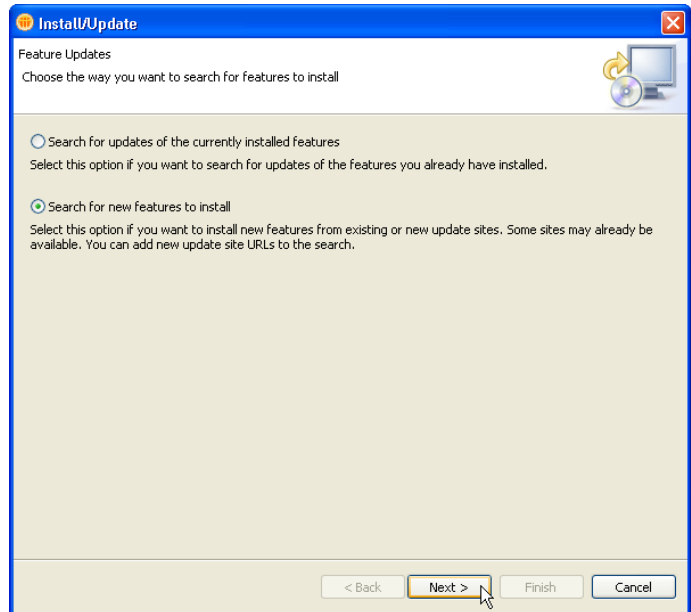
Note: If you don't have this menu, then you made a mistake in the plugin_customization.ini file.



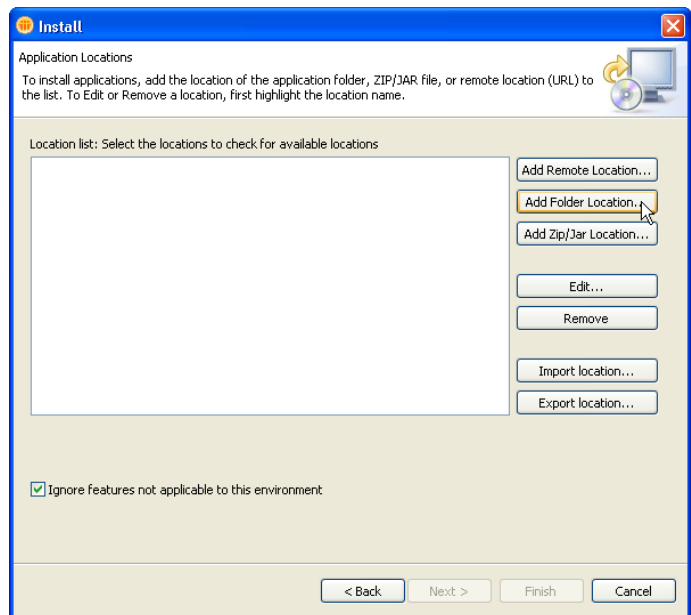


Select *Search for new features to install*

Click Next



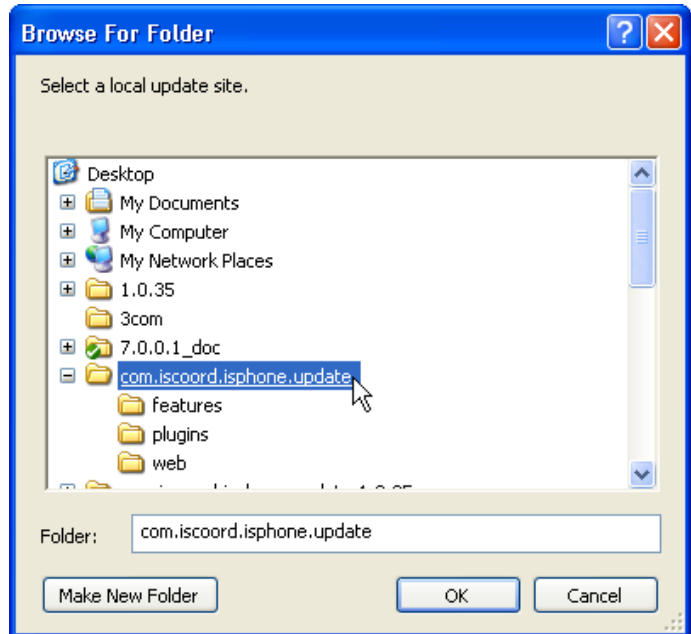
Click *Add Folder Location*





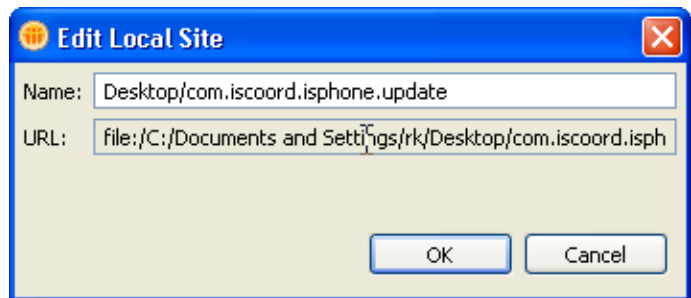
Browse to the com.iscoord.isphone.update folder of the unzipped is-phone plugin package and select it_

Click *OK*

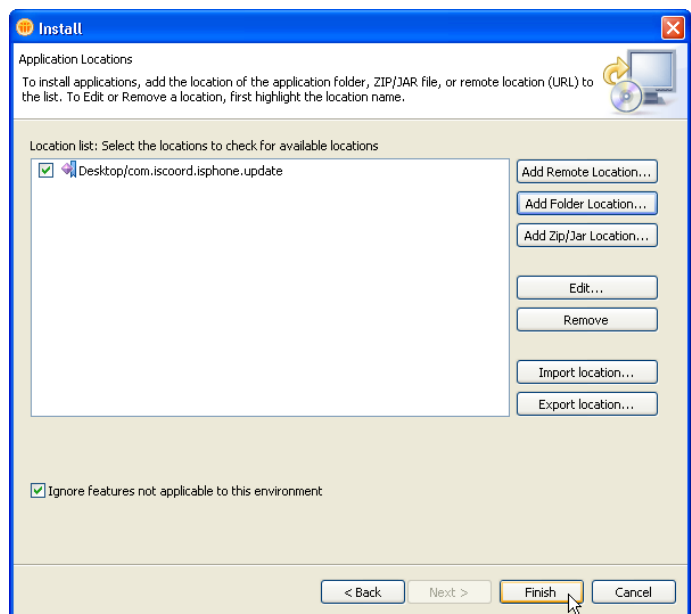


Give the Local Site a Name

Click *OK*



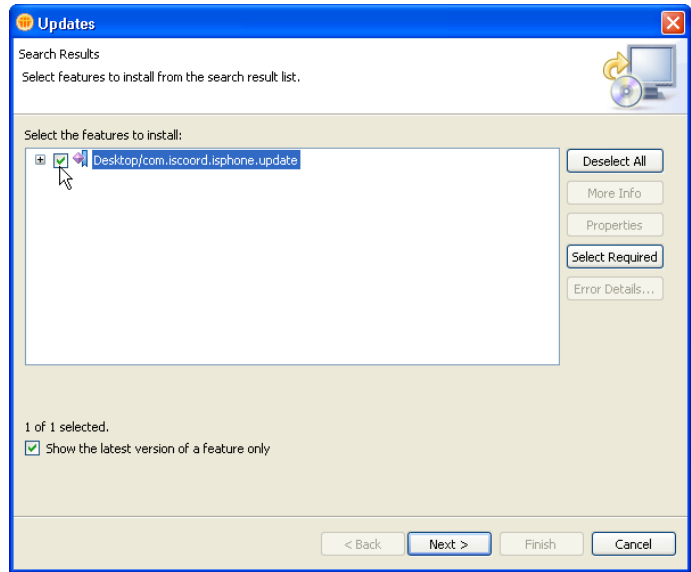
Click *Finish*



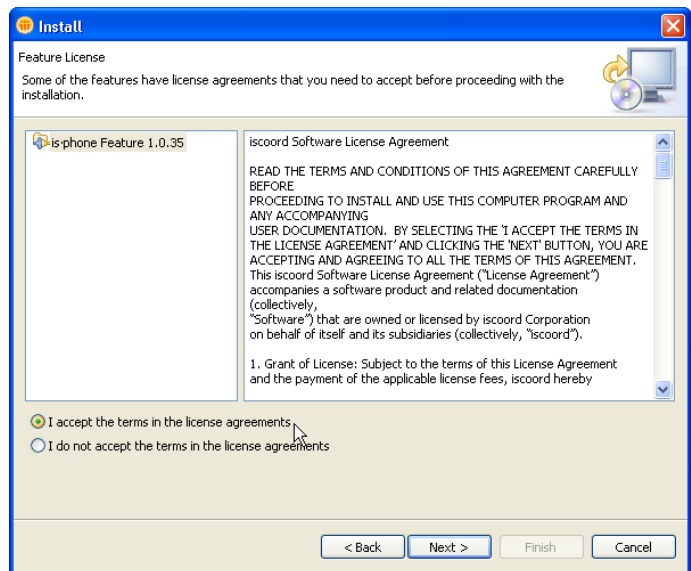


Select the checkbox of the is-phone feature.

Click *Next*

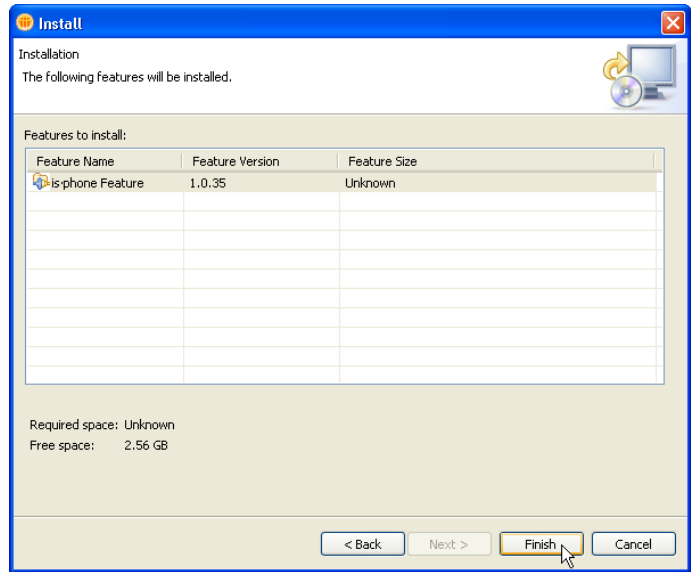


Select *"I accept the terms in the license agreement"* if you agree. Click *Next*



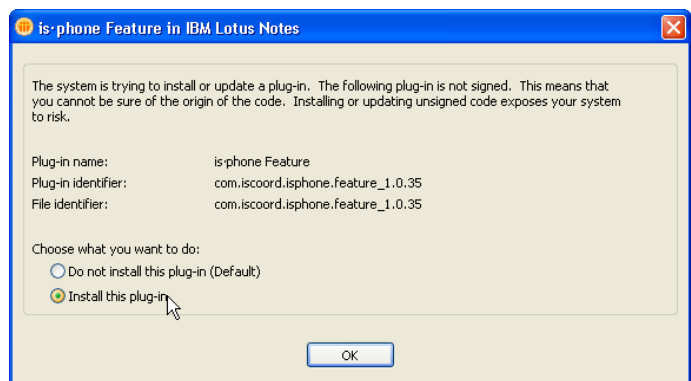


Click *Finish*

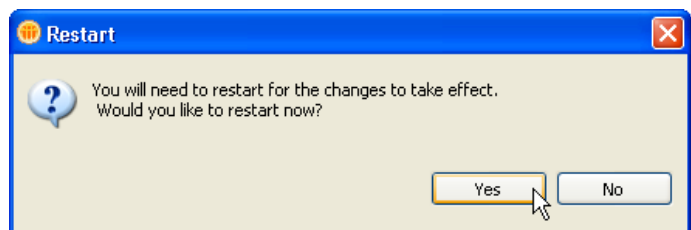


Select *Install this plug-in*

Click *OK*



Click *Yes* to restart the Notes client





4. Upgrade information (Lotus Notes 8.0 - Lotus Notes 8.0.1)

If you make an upgrade, please be sure that you don't have the "com.ibm.collaboration.realtime.status.ext_7.5.1.jar" in yourLotus\Notes\Data\workspace\applications\eclipse\plugins directory (delete this file if you are on Notes 8.0.1!).

There is no more need for copying the is-phone dll files in windows\system32 directory. Following files needs to be removed from the system32 directory if they have been copied during an older is-phone installation:

- avcodec-51.dll
- avformat-51.dll
- avutil-49.dll
- HardwareID.dll
- is.phone.dll
- libmslbc.dll
- libmsvideostitcher.dll
- libtheora.dll
- mediastreamer2.dll
- oRTP.dll